

Comment gérer le risque de corruption en entreprise?

Eric Amstutz

Caterpillar SARL, Genève
Transparency International Switzerland


Caterpillar



Resource Industries



Construction Industries



Energy &
Transportation

Secteurs menacés

Oil & Gas

Finance

Mining & Extraction

Retail Sales

Defense

Logistics & Shipping

Telecommunications

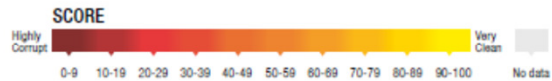
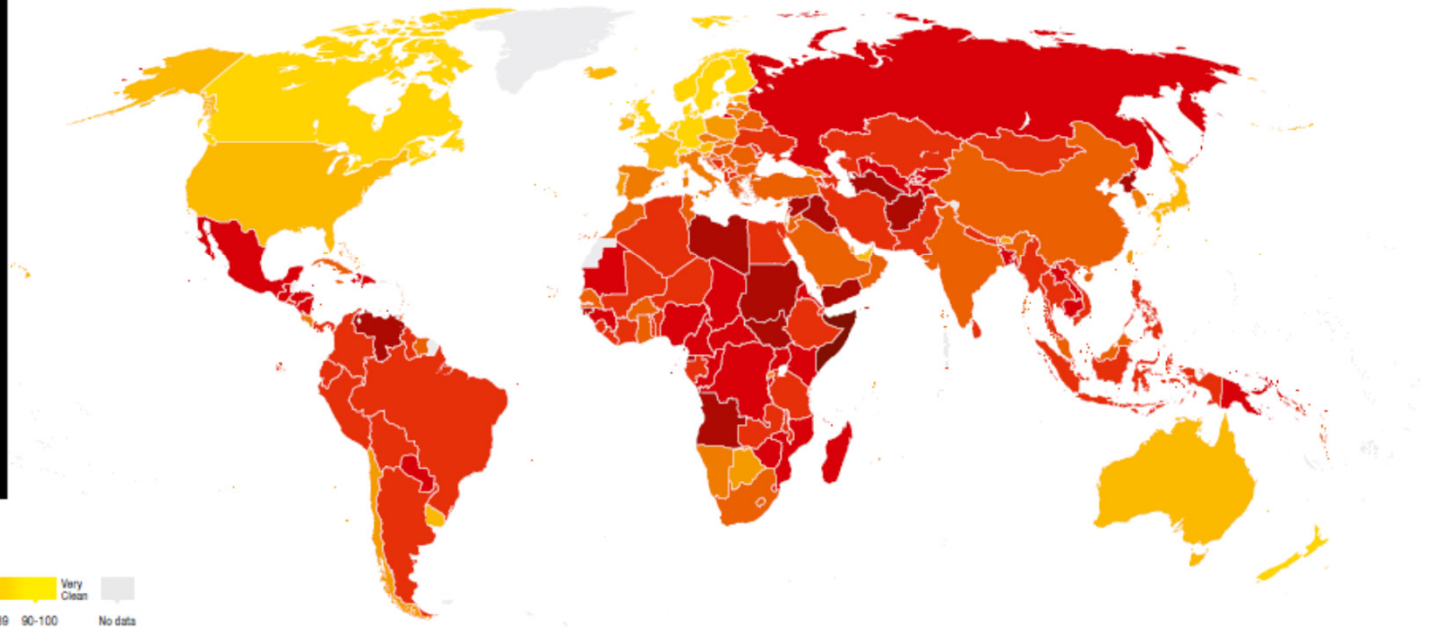
Media / Entertainment

Pharmaceuticals

Technology

CORRUPTION PERCEPTIONS INDEX 2017

The perceived levels of public sector corruption in 180 countries/territories around the world.



RANK	COUNTRY/TERRITORY	SCORE	RANK	COUNTRY/TERRITORY	SCORE	RANK	COUNTRY/TERRITORY	SCORE	RANK	COUNTRY/TERRITORY	SCORE	RANK	COUNTRY/TERRITORY	SCORE				
1	New Zealand	89	21	Estonia	71	80	Romania	48	96	Thailand	37	135	Russia	29				
2	Denmark	88	21	United Arab Emirates	71	82	Cuba	47	96	Zambia	37	122	Azerbaijan	31	161	Congo	21	
3	Finland	85	23	France	70	82	Malaysia	47	103	Bahrain	36	122	Djibouti	31	143	Guatemala	28	
3	Norway	85	23	Uruguay	70	84	Montenegro	46	103	Cote D'Ivoire	36	122	Kazakhstan	31	143	Kenya	28	
3	Switzerland	85	26	Barbados	68	84	Sao Tome and Principe	46	103	Mongolia	36	122	Liberia	31	143	Lebanon	28	
6	Singapore	84	26	Bhutan	67	86	Hungary	45	107	Argentina	39	122	Malawi	31	143	Mauritania	28	
6	Sweden	84	26	Chile	67	86	Senegal	45	107	Benin	39	122	Mali	31	148	Comoros	27	
8	Canada	82	28	Bahamas	65	88	Belarus	44	107	Kosovo	39	122	Nepal	31	148	Guinea	27	
8	Luxembourg	82	29	Portugal	63	88	Jamaica	44	107	Kuwait	39	122	Moldova	31	148	Nigeria	27	
8	Netherlands	82	29	Qatar	63	88	Oabo Verde	55	107	Solomon Islands	39	122	Gambia	30	161	Nicaragua	26	
8	United Kingdom	82	29	Taiwan	63	88	Rwanda	55	111	Oman	44	130	Iran	30	161	Uganda	26	
12	Germany	81	32	Brunel Darussalam	62	91	Bulgaria	43	111	Albania	38	112	Algeria	33	163	Cameroon	25	
13	Australia	77	32	Israel	62	91	South Africa	43	112	Botswana	38	130	Sierra Leone	30	163	Mozambique	25	
13	Hong Kong	77	34	Botswana	61	91	Vanuatu	43	112	El Salvador	33	130	Ukraine	30	165	Madagascar	24	
13	Iceland	77	34	Slovenia	61	91	Burkina Faso	42	112	Maldives	33	136	Dominican Republic	29	166	Central African Republic	23	
16	Austria	75	36	Poland	60	91	Lesotho	42	112	Niger	33	136	Honduras	29	167	Burundi	22	
16	Belgium	75	36	Guyana	60	94	Tunisia	42	117	Ecuador	32	136	Kyrgyzstan	29	167	Haiti	22	
16	United States	75	38	Costa Rica	59	94	China	41	117	Egypt	32	136	Laos	29	167	Uzbekistan	22	
19	Ireland	74	38	Lithuania	59	97	Croatia	49	117	Gabon	32	136	Mexico	29	167	Zimbabwe	22	
20	Japan	73	40	Latvia	58	97	Saudi Arabia	49	117	Pakistan	32	136	Papua New Guinea	29	161	Cambodia	21	
						97	Greece	48	117	Togo	32	136	Paraguay	29				
						99	Jordan	48	96	Peru	37							
						99	Jordan	48	96	Peru	37							

Cadre

- Programme
- Structure de gouvernance
- Procédures
- Education
- Correction / Discipline

Gestion du risque de corruption

2 grands axes

- Cadeaux d'entreprise ("Business Courtesies")
- Fournisseurs et intermédiaires

CATERPILLAR



1925

1930s

1940s

1950s

1960s

1970s

1980s

1990s

2000s



Turbomach
A Caterpillar Company



HYDROPRO



OLYMPIAN™

HINDUSTAN



WILLIAMS



Solar Turbines
A Caterpillar Company



Merci